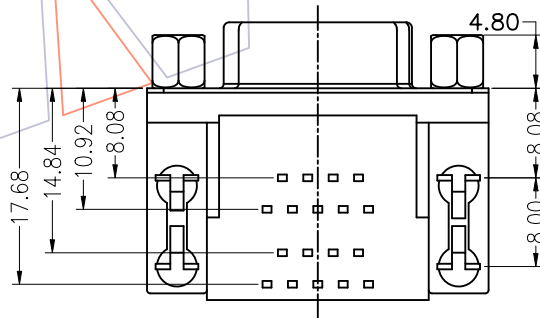
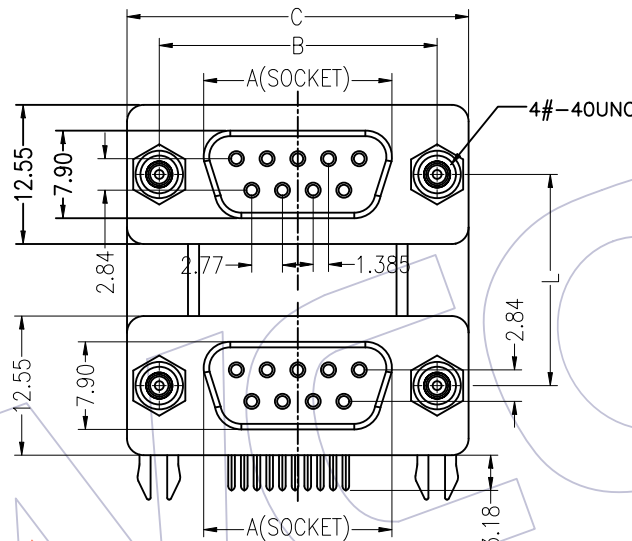
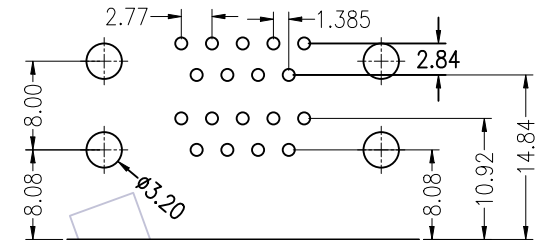


# HSF

NOTES:  
 Rated Current:5.0AMP  
 Contact Resistance:25mΩ max  
 Withstand Voltage:1000V AC/Minute  
 Insulation Resistance:5000MΩ min  
 Operation Temperature:-55°C to +105°C

Contact Material:Brass  
 Contact Plating:Au or Sn Over Ni  
 Insulator Material:PBT+30%G.F UL94V-0  
 Shell Material:SPCC,Plating:Ni Plated  
 Revit/Harpoon Material:Brass  
 Revit/Harpoon Plating:Sn Over Ni  
 Screw Material:Brass,Plating:Ni Plated

Recommended P.C.B Layout(Top Side)  
 (PCB BOARD TOLERANCE±0.05)



## Ordering Information

6200- **X** **XX** **F** **X** **XX** **F** **X** **XX** 0 1

- Dim of Dual Port Center A=15.88mm B=19.05mm C=22.86mm
- No. of Pins In Up Port 09=09Pin 15=15Pin 25=25Pin 37=37Pin
- Up Port Color B=Black W=White U=Blue G=Grey
- No. of Pins In Down Port 09=09Pin 15=15Pin 25=25Pin 37=37Pin
- Down Port Color B=Black W=White U=Blue G=Grey
- Contact Plating G0=Gold Flash G1=3u"Gold G2=5u"Gold G3=10u"Gold G4=15u"Gold G5=30u"Gold S0=Gold Flash/Tin S1=3u"Gold/Tin S2=5u"Gold/Tin S3=10u"Gold/Tin S4=15u"Gold/Tin S5=30u"Gold/Tin SN=Tin

No. of Positions	DIM "A"	DIM "B"	DIM "C"	DIM "L"		
				15.88	19.05	22.86
09	16.33	24.99	30.81			
15	24.66	33.32	39.14			
25	38.38	47.04	53.04			
37	54.84	63.50	69.32			

				OPERATION		DRAW	WEIXD	09/02/03	SCALE	1:1	<b>WCON</b> WCON ELECTRONICS (GUANGDONG) CO., LTD	
				X.X	±0.40	DESIGN			UNIT	mm		
				X.XX	±0.25				SIZE	A4	TITLE: D-SUB DOUBLE LAYER 90° CONNECTOR	
A0	09/02/03	NEW		X.XXX	±0.15				CHECK	SHEET		
REV	DATE	MODIFICATION DESCRIPTION		Angle	± 3'	APPROVE	PROJ.	Customer NO.				
		CHANGE	APPROVE	DIM	TOL							