

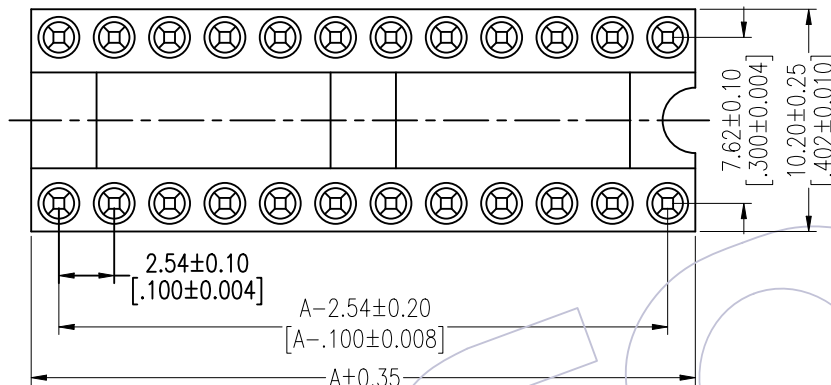
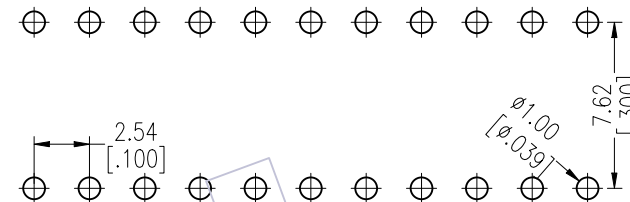
HSF

TECHNICAL SPECS:

Current Rating:1.0AMP
 Contact Resistance:10mΩ Max
 Dielectric Strength: Min 1000VRms
 Mechanical Life: Min 100 cycles
 Mating Pin:∅0.40 to ∅0.56mm
 Forces: (polished steel gauge ∅0.43mm)
 Insertion:200g Max/Pin,Withdrawal:60g Min/Pin
 Operation Temperature:-40°C to +105°C

Sleeve:Brass CuZn36Pb3(C36000),Sn over Ni
 Contact Clip(4 finger):BeCu(C17200),Au or Sn over Ni
 Insulator Material:PPS+30%G.F(UL94V-0)
 06P~18P Insulators without center bar
 20P~28P Insulators with center one bar

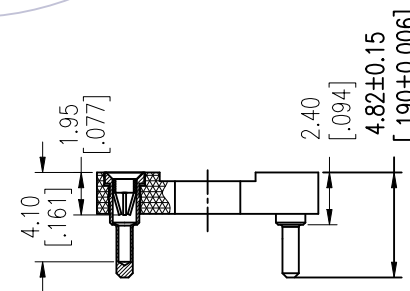
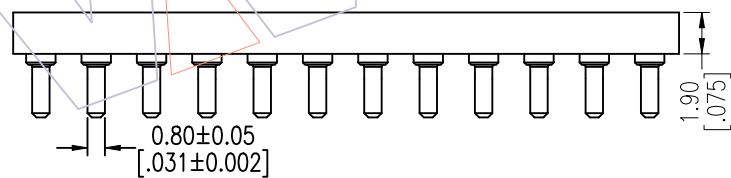
Recommended P.C.B Layout(Top Side)
 (PCB BOARD TOLERANCE±0.05)



Ordering Information

7110-191 XX S XX 048 X 1

Row of Pitch 1=7.62mm
 No. of Pin See tab
 Contact Plating
 S0=Gold Flash/Tin
 S3=10u"Gold/Tin
 S4=15u"Gold/Tin
 S5=30u"Gold/Tin
 SN=Tin
 Packing
 T=Tube



Dimensional & Ordering Information

NO. of Poles	Part No.	Dim
		A
06	7110-19106SXX048X1	7.62
08	7110-19108SXX048X1	10.16
10	7110-19110SXX048X1	12.70
14	7110-19114SXX048X1	17.78
16	7110-19116SXX048X1	20.32
18	7110-19118SXX048X1	22.86
20	7110-19120SXX048X1	25.40
22	7110-19122SXX048X1	27.94
24	7110-19124SXX048X1	30.48
28	7110-19128SXX048X1	35.56

OPERATION	DRAW	DATE	SCALE	FIT	PART NO.
x.x ±0.40	JYHuang	2012/11/02	UNIT	mm	7110-191XXSXX048X1
x.xx ±0.25	CHECK	DATE	SIZE	A4	TITLE: 2.54mm IC SOCKET 180° H=1.9 L=4.82 Row of Pitch 7.62
x.xxx ±0.15	APPROVE	DATE	SHEET	1/1	Customer NO.
Angle ± 3'			PROJ.		
DIM	TOL				

WCON

Http: www.wcon.com

WCON-Dongguan
 Tel: +86 769 85358920
 Fax: +86 769 85358915
 E-mail: sales@wcon.com

WCON-Kunshan
 Tel: +86 512 57468408
 Fax: +86 512 57468468
 E-mail: salesks@wcon.com