HSF

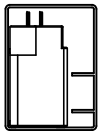

产品摆放示意图

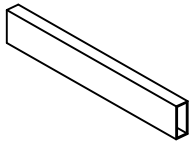

No：1

产品装入真空管内,
SG-B130(28.0*20.0*600mm)

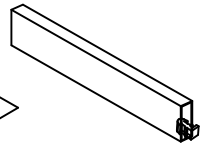

No：2

塞塑胶塞

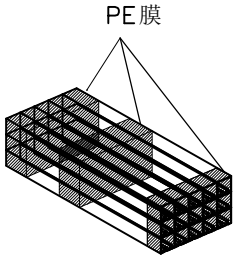

No：3

6管为一扎
用PE膜固定每扎真空管两端及中间,
包住两端利角,以防划破胶袋

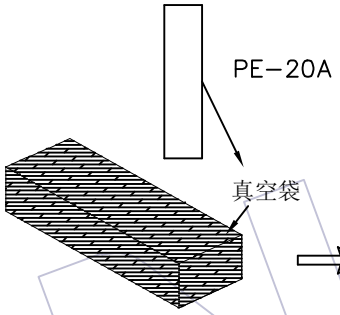

No：4

将4扎包扎好的真空管装入真空袋,
外加2包干燥剂,机台抽真空
PE-20A规格：35*95cm

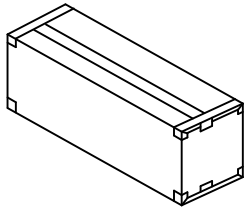

No：5

将抽真空的产品,放入内箱
(4扎/内箱)封箱
内箱规格:CTN-10A(63*15*17CM)

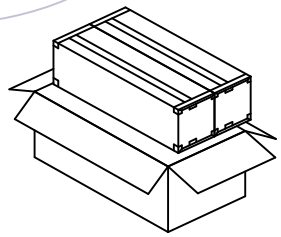

No：6

内箱放入外箱(2内箱/外箱)
外箱规格:CTN-10C(双坑 65*33*19CM)

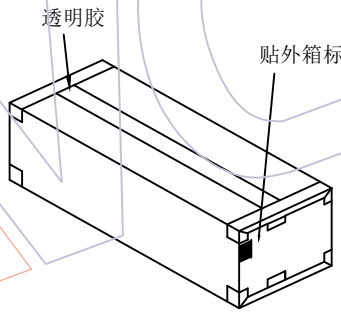

No：7

封箱及贴标签于外箱侧面的左上角

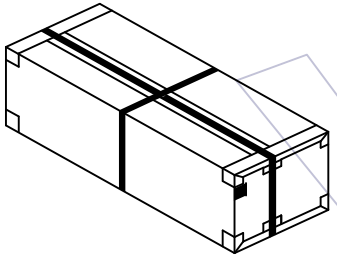

No：8

打包装带

说明:
1. 产品如图所示型态放入真空管
2. 注意各标签样式.位置及方向的一致性
3. 打外箱包装带时需注意，打为十字型.另出国内客户不做打包装带
4. 如产品具有方向性，产品摆放方向每管每箱均要统一.
5. 当订单数量不足一内箱数量时，内箱可充当外箱使用，并贴标签

PIN	PCS/Tube	PCS/内箱	PCS/外箱
12	24	576	1152
16	19	456	912
20	18	432	864
24	16	384	768
28	14	336	672
32	13	312	624
36	12	288	576
40	11	264	528

变更记事					
A0	2022/07/13	NEW	苏 珊	———	
版次 REV	日期 DATE	变 更 说 明 MODIFICATION DESCRIPTION	变更 CHANGE	核 准 APPROVE	

零件图	
X.	
X.X	±0.20
X.XX	±0.10
X.XXX	±0.05
Angle	
X.	± 2°
DIM	TOL

颜 色 COLOR	———		SCALE	FIT
材 质 MATERIAL	———		UNIT	mm
设计 DESING	苏 珊	2022/07/13	SIZE	A4
审 核 CHECK			SHEET	1/1
核 准 APPROVE			PROJ.	

WCON

WCON ELECTRONICS (GUANGDONG) CO. LTD

料 号 PART NO. 72230-2MSXXXSBXXBT1

品 名 TITLE: 2.00 Box Header, 28P(2*14), S/T, Add Plastic H=2.0*2L=26.2/3.0/4.0, Total H=24.8 管装规范