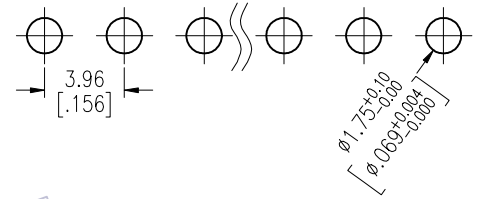
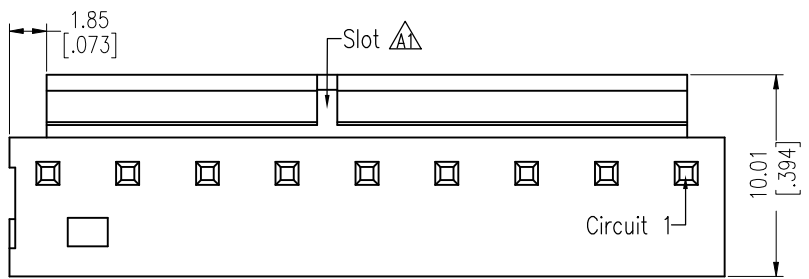


HSF

Recommended P.C.B Layout (Top Side)
(PCB BOARD TOLERANCE ±0.05)

NOTES:
 Rated Current: 5.0AMP.
 Contact Resistance: 20mΩ Max.
 Withstand Voltage: 1500V AC/DC
 Insulation Resistance: 1000MΩ Min.
 Operation Temperature: -25°C to +85°C

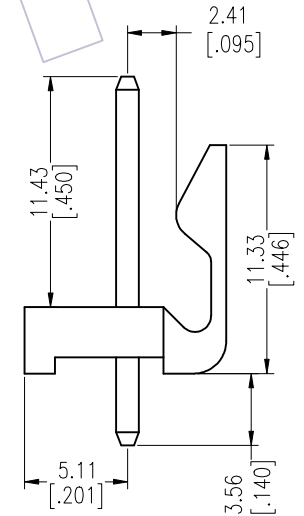
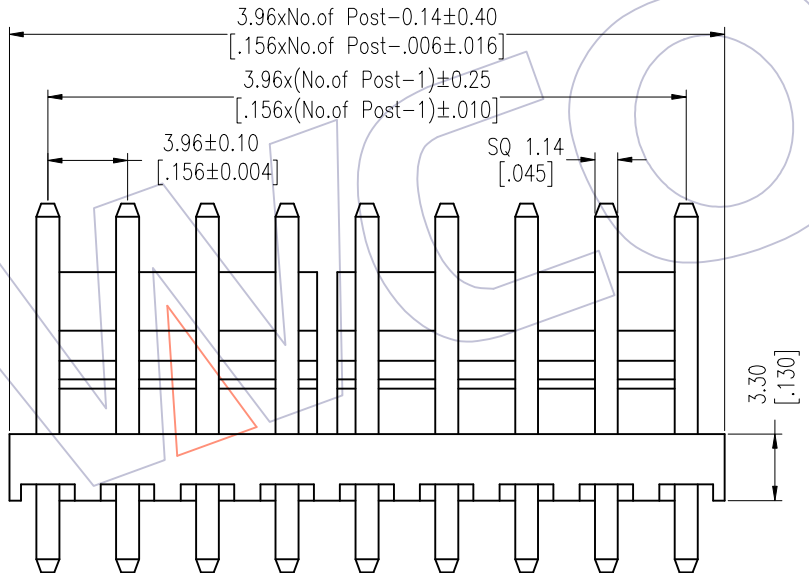
Contact Material: Brass
 Contact Plating: Au or Sn Over Ni
 Insulator Material: PA46+30%G.F UL94V-0 BK



Ordering Information

WF3965 -WS XX X 0 1

- No. of pins: 02-18P
- Contact Plating: S0=Gold Flash/Tin, S3=10u"Gold/Tin, S4=15u"Gold/Tin, S5=30u"Gold/Tin, G0=Gold Flash, G3=10u"Gold, G4=15u"Gold, G5=30u"Gold, Blank=Tin
- Color: B=Black, E=Beige, T=Natural, W=White
- Packing: 0=PE Bag



Circuit	Slot
2P	None
3P	None
4P	None
5P	None
6P	Between Circuit3&4P
7P	Between Circuit4&5P
8P	Between Circuit4&5P
9P	Between Circuit5&6P
10P	Between Circuit5&6P
11P	Between Circuit6&7P
12P	Between Circuit4&5P, 8&9P
13P	Between Circuit4&5P, 9&10P
14P	Between Circuit5&6P, 9&10P
15P	Between Circuit5&6P, 10&11P
16P	Between Circuit5&6P, 11&12P
17P	Between Circuit6&7P, 11&12P
18P	Between Circuit6&7P, 12&13P

REV	DATE	MODIFICATION DESCRIPTION	CHANGE	OPERATION	DRAW	DATE	SCALE	Fit	PART NO.
A1	2013/01/15	Modify Drawing	-----	x.x ±0.40	William Chen	2013.01.15	UNIT	mm [inch]	WF3965-WSXXX01
A0	2012/09/17	NEW	-----	x.xx ±0.25	CHECK	DATE	SIZE	A4	TITLE: 3.96mm WAFER 180° DIP
				x.xxx ±0.15	APPROVE	DATE	SHEET	1/1	Customer NO.
				Angle ± 3'			PROJ.		
				DIM	TOL				

WCON
 Http: www.wcon.com

WCON-Dongguan WCON-Kunshan
 Tel: +86 769 85358920 Tel: +86 512 57468408
 Fax: +86 769 85358915 Fax: +86 512 57468468
 E-mail: sales@wcon.com E-mail: salesks@wcon.com