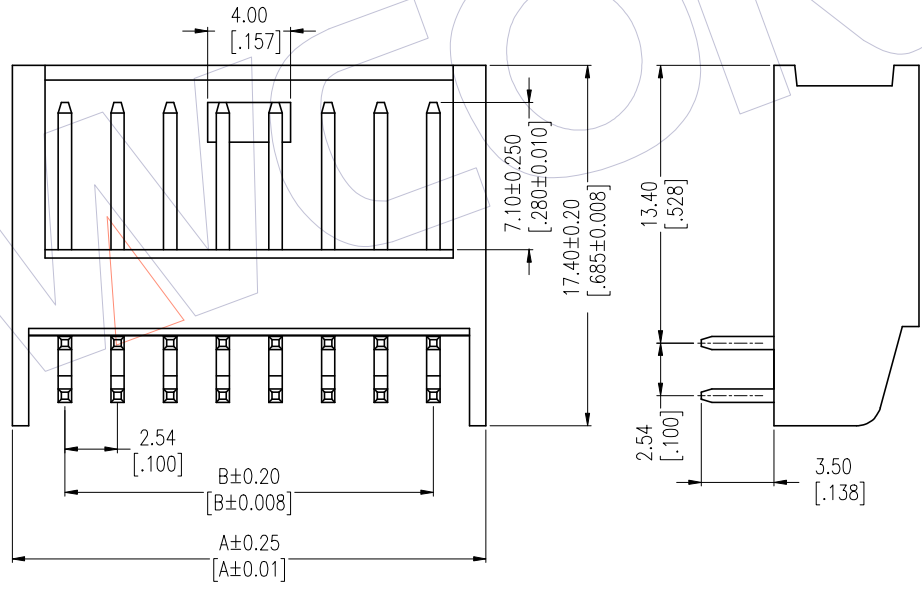
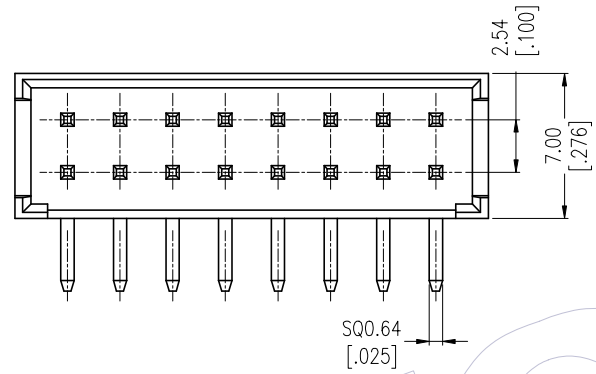
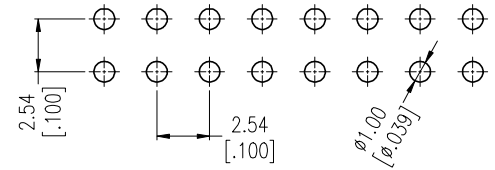


HSF

NOTES:
 Current Rating:3.0A AMP
 Contact Resistance:20milliohm Max
 Withstand Voltage:1000V AC/Minute
 Insulation Resistance:1000Megohm Min
 Operation Temperature:-40℃ to +105℃

Housing Material:PA9T+30%GF Black(UL94V-0)
 Contact Material:Brass
 Contact plating:Au or Sn over Ni Plating

RECOMMENDED PCB LAYOUT
 TOLERANCE IS ±0.05



Ordering Information

WF2548 -2 WR XX X 0 1

- Contact Plating
 - S0=Gold Flash/Tin
 - S3=10u"Gold/Tin
 - S4=15u"Gold/Tin
 - S5=30u"Gold/Tin
 - G0=Gold Flash
 - G3=10u"Gold
 - G4=15u"Gold
 - G5=30u"Gold
 - Blank=Tin
- Color
 - B:Black
- Packing:
 - 0=PE Bag
 - T=Tube

Specification & Ordering Information



Circuit	Part No.	Dimension	
		A	B
2*3Pin	WF2548-2WR03X01	10.16	5.08
2*4Pin	WF2548-2WR04X01	12.70	7.62
2*5Pin	WF2548-2WR05X01	15.24	10.16
2*6Pin	WF2548-2WR06X01	17.78	12.70
2*7Pin	WF2548-2WR07X01	20.32	15.24
2*8Pin	WF2548-2WR08X01	22.86	17.78
2*9Pin	WF2548-2WR09X01	25.40	20.32
2*10Pin	WF2548-2WR10X01	27.94	22.86
2*11Pin	WF2548-2WR11X01	30.48	25.40
2*12Pin	WF2548-2WR12X01	33.02	27.94
2*13Pin	WF2548-2WR13X01	35.56	30.48
2*14Pin	WF2548-2WR14X01	38.10	33.02
2*15Pin	WF2548-2WR15X01	40.64	35.56
2*16Pin	WF2548-2WR16X01	43.18	38.10
2*17Pin	WF2548-2WR17X01	45.72	40.64
2*18Pin	WF2548-2WR18X01	48.26	43.18
2*19Pin	WF2548-2WR19X01	50.80	45.72
2*20Pin	WF2548-2WR20X01	53.34	48.26
2*21Pin	WF2548-2WR21X01	55.88	50.80
2*22Pin	WF2548-2WR22X01	58.42	53.34

				OPERATION		DRAW		DATE		SCALE		PART NO.		 Http: www.wcon.com WCON-Dongguan Tel: +86 769 85358920 WCON-Kunshan Tel: +86 512 57468408 Fax: +86 769 85358915 Fax: +86 512 57468468 E-mail: sales@wcon.com E-mail: sales@wcon.com			
				X.X	±0.40	Du Ying		2022.04.22		UNIT		mm				TITLE: 2.54mm DUAL ROW 90°DIP WAFER	
A1	2022.04.22	Add Part No.		X.XX	±0.25	CHECK		DATE		SIZE		A4					
A0	2013.08.07	NEW		X.XXX	±0.15	APPROVE		DATE		SHEET		1/1				Customer NO.	
REV	DATE	MODIFICATION DESCRIPTION		CHANGE	ANGLE	± 3'					PROJ.						