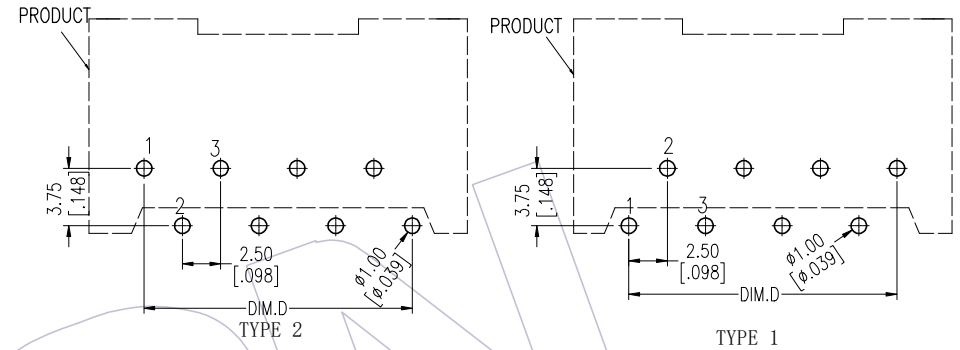
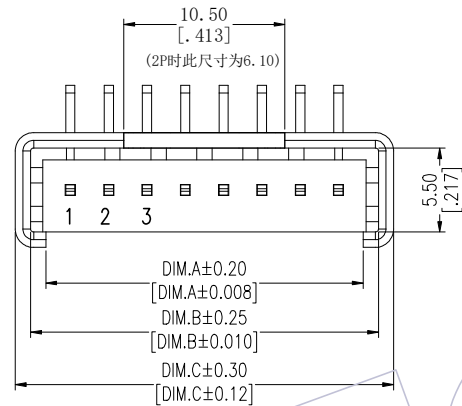


# HSF

Recommended P.C.B Layout (Top Side)  
(PCB BOARD TOLERANCE±0.05)

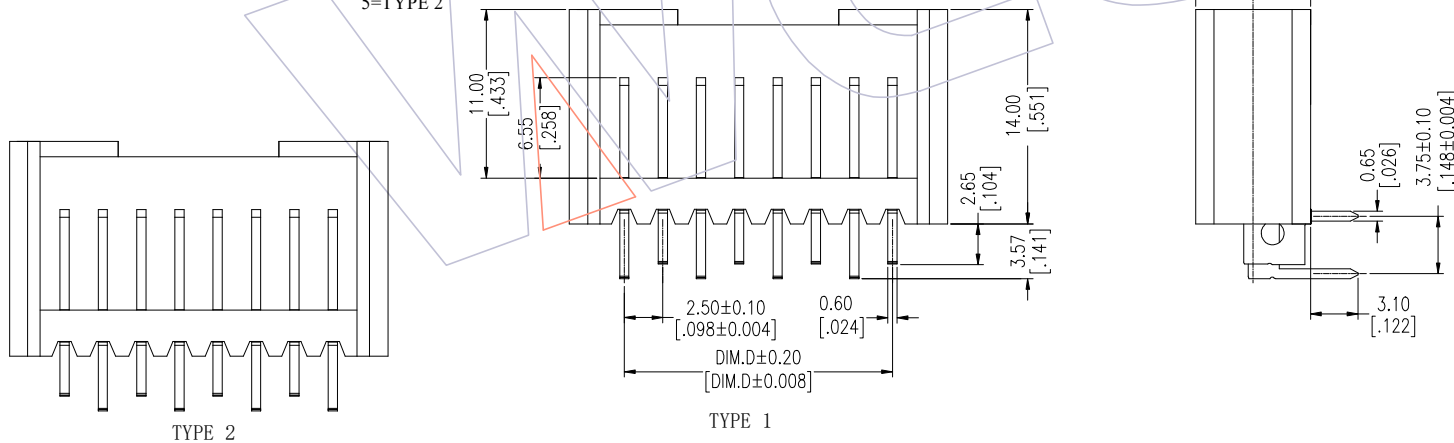
NOTES:  
 Current Rating: 5.0AMP  
 Contact Resistance: 10mΩ Max  
 Withstand Voltage: 1500V AC/DC  
 Insulation Resistance: 1000MΩ Min  
 Operation Temperature: -40℃ to +105℃  
 Contact Material: Brass  
 Contact plating: Matte Sn over Ni  
 Insulator Material: PBT+30%G.F UL94V-0



## Ordering Information

WF2512-WR XX G A X

No. of pins  
02-20P  
Color  
G-Grey  
Packing  
A=Tray  
SERIES  
3=TYPE 1  
5=TYPE 2



PIN	DIM.A	DIM.B	DIM.C	DIM.D
2P	5.70	7.70	9.70	2.50
3P	8.20	10.20	12.20	5.00
4P	10.70	12.70	14.70	7.50
5P	13.20	15.20	17.20	10.00
6P	15.70	17.70	19.70	12.50
7P	18.20	20.20	22.20	15.00
8P	20.70	22.70	24.70	17.50
9P	23.20	25.20	27.20	20.00
10P	25.70	27.70	29.70	22.50
11P	28.20	30.20	32.20	25.00
12P	30.70	32.70	34.70	27.50
13P	33.20	35.20	37.20	30.00
14P	35.70	37.70	39.70	32.50
15P	38.20	40.20	42.20	35.00
16P	40.70	42.70	44.70	37.50
17P	43.20	45.20	47.20	40.00
18P	45.70	47.70	49.70	42.50
19P	48.20	50.20	52.20	45.00
20P	50.70	52.70	54.70	47.50

REV	DATE	MODIFICATION DESCRIPTION	CHANGE	OPERATION	DRAW	DATE	SCALE	FIT	PART NO.
A2	2017/03/24	Modify PART NO.	△2	x.x ±0.40	Ding	2017/03/24	UNIT	mm	WF2512-WRXXGA3 (05) △2
A1	2016/06/06	Modify	-----	x.xx ±0.25	CHECK	DATE	SIZE	A4	TITLE:
A0	2014/11/10	NEW	-----	x.xxx ±0.15	APPROVE	DATE	SHEET	1/1	2.50mm Pitch Wafer
				Angle ± 3°			PROJ.	Customer NO.	90° Without Latch 错位正向
				DIM TOL					

**WCON**  
 Http: www.wcon.com  
 WCON-Dongguan Tel: +86 769 85358920  
 WCON-Kunshan Tel: +86 512 57468408  
 Fax: +86 769 85358915  
 Fax: +86 512 57468468  
 E-mail: sales@wcon.com  
 E-mail: salesks@wcon.com