

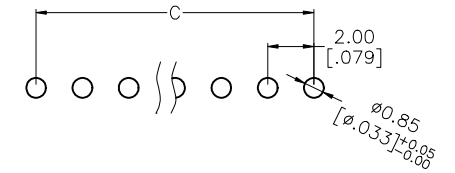
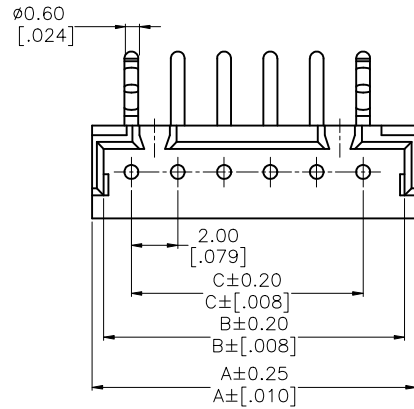
HSF

RECOMMENDED PCB LAYOUT
TOLERANCE IS ±0.05

NOTES:

Current Rating:1.0A AMP
Contact Resistance:20milliohm Max
Withstand Voltage:250V AC/Minute
Insulation Resistance:500Megohm Min
Operation Temperature:-25°C to +85°C

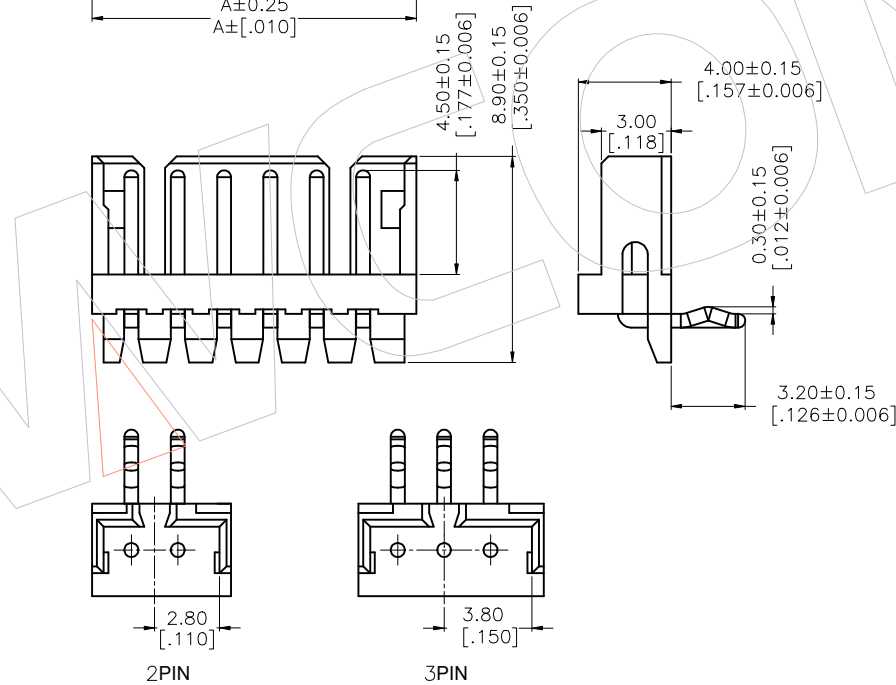
Housing Material:PA6T(UL94V-0)
Contact Material:Brass
Contact plating;Sn over Ni Plating



Ordering Information

WF2006- WR XX X T 1

Terminal shape: WR:Wafer 90°DIP
NO.of Pins : 2P~15P
Color: E=Beige
Packing: T=Tube



Circuits	Part No.	Dimensions		
		A	B	C
2	WF2006-WR02X01	6.00[.236]	5.00[.197]	2.00[.079]
3	WF2006-WR03X01	8.00[.315]	7.00[.276]	4.00[.157]
4	WF2006-WR04X01	10.00[.394]	9.00[.354]	6.00[.236]
5	WF2006-WR05X01	12.00[.472]	11.00[.433]	8.00[.315]
6	WF2006-WR06X01	14.00[.551]	13.00[.512]	10.00[.394]
7	WF2006-WR07X01	16.00[.630]	15.00[.591]	12.00[.472]
8	WF2006-WR08X01	18.00[.709]	17.00[.669]	14.00[.551]
9	WF2006-WR09X01	20.00[.787]	19.00[.748]	16.00[.630]
10	WF2006-WR10X01	22.00[.866]	21.00[.827]	18.00[.709]
11	WF2006-WR11X01	24.00[.945]	23.00[.906]	20.00[.787]
12	WF2006-WR12X01	26.00[1.024]	25.00[.984]	22.00[.866]
13	WF2006-WR13X01	28.00[1.102]	27.00[1.063]	24.00[.945]
14	WF2006-WR14X01	30.00[1.181]	29.00[1.142]	26.00[1.024]
15	WF2006-WR15X01	32.00[1.260]	31.00[1.220]	28.00[1.102]

				OPERATION	DRAW	DATE	SCALE	1:1	PART NO.	 Http: www.wcon.com WCON-Dongguan Tel: +86 769 85358920 WCON-Kunshan Tel: +86 512 57468408 Fax: +86 769 85358915 E-mail: sales@wcon.com
				X.X ±0.40	KH	2012.12.13	UNIT	mm inch	WF2006-WRXXX1	
				X.XX ±0.25	CHECK	DATE	SIZE	A4	TITLE:	
A0	2014.04.13		NEW	X.XXX ±0.15	APPROVE	DATE	SHEET	1/1	2.00mm WTB WAFER 90°DIP	
REV	DATE	MODIFICATION	DESCRIPTION	CHANGE	Angle ± 3°	DATE	PROJ.	Customer NO.		