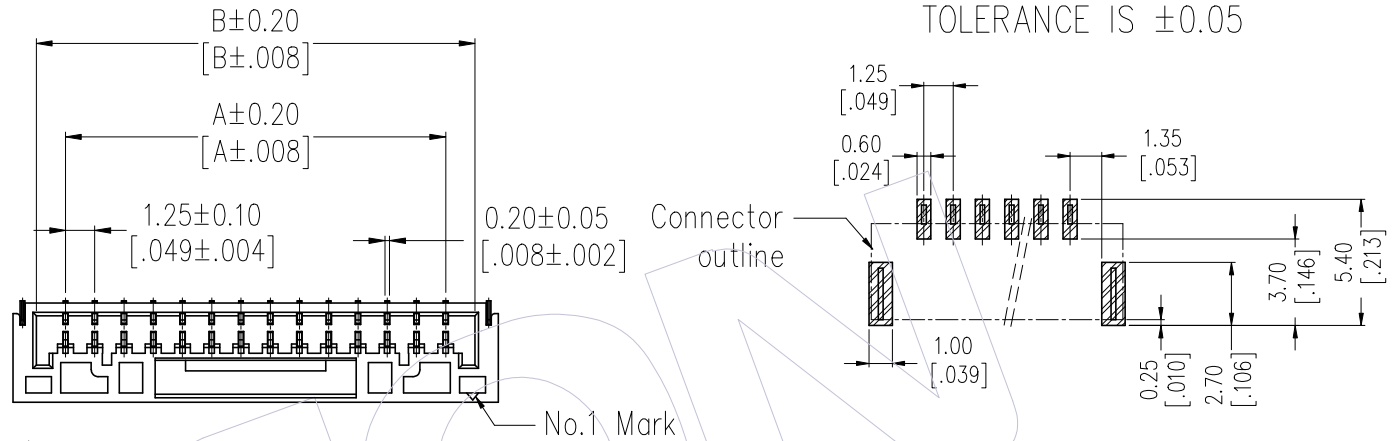


HSF

NOTES:
 Current Rating: 1.0AMP
 Contact Resistance: 30mΩ Max
 Withstand Voltage: 500V AC/Minute
 Insulation Resistance: 100MΩ Min
 Operation Temperature: -40℃ to +105℃

Housing Material: PA9T+33%GF(UL94V-0)
 Contact Material: Phosphor Bronze
 Contact plating: Matte Tin over Nickel
 Solder Tab Material: Brass, Matte Tin over Nickel

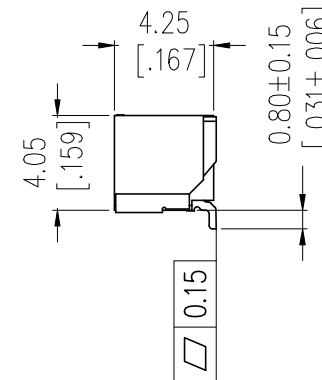
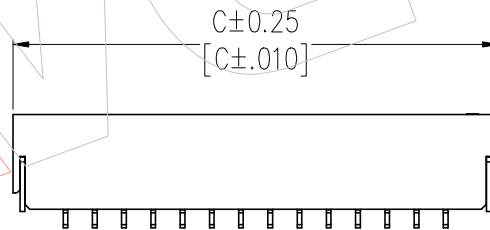
RECOMMENDED PCB LAYOUT
 TOLERANCE IS ±0.05



Ordering Information

WF1256 - WZ XX ER 1

Terminal shape: WZ: Wafer 90°SMT
 No. of Pins: 2P~15P
 Packing: R=Tape&Reel



Circuits	Dimensions		
	A	B	C
2	1.25	3.75	5.75
3	2.50	5.00	7.00
4	3.75	6.25	8.25
5	5.00	7.50	9.50
6	6.25	8.75	10.75
7	7.50	10.00	12.00
8	8.75	11.25	13.25
9	10.00	12.50	14.50
10	11.25	13.75	15.75
11	12.50	15.00	17.00
12	13.75	16.25	18.25
13	15.00	17.50	19.50
14	16.25	18.75	20.75
15	17.50	20.00	22.00

REV	DATE	MODIFICATION DESCRIPTION	CHANGE	OPERATION	DRAW	DATE	SCALE	FIT	PART NO.
AO	2021.11.10	NEW	-----	X.X ±0.40	ZHLL	2021.11.10	UNIT	mm [inch]	WF1256-WZXXER1
				X.XX ±0.25	CHECK	DATE	SIZE	A4	TITLE:
				X.XXX ±0.15	APPROVE	DATE	SHEET	1/2	1.25 WAFER 90° SMT
				Angle ± 3°			PROJ.	Customer NO.	
				DIM TOL					

WCON

Http: www.wcon.com

WCON-Dongguan Tel: +86 769 85358920 Fax: +86 769 85358915 E-mail: sales@wcon.com
 WCON-Kunshan Tel: +86 512 57468408 Fax: +86 512 57468468 E-mail: sales@wcon.com