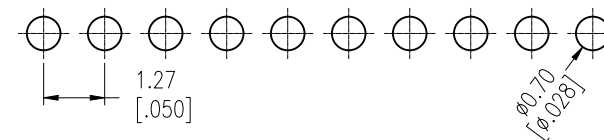
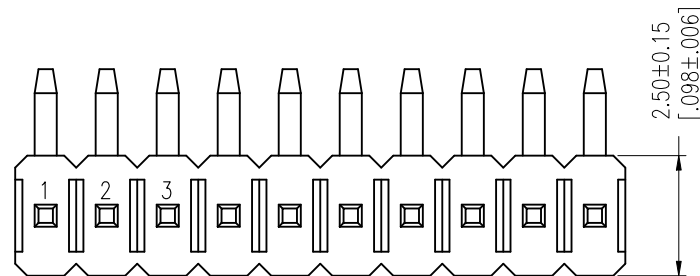


HSF

Recommended P.C.B Layout (Top Side)
(PCB BOARD TOLERANCE±0.05)

NOTES:
 Rated Current:1.0AMP.
 Contact Resistance:20mΩ Max.
 Withstand Voltage:500V AC/DC
 Insulation Resistance:1000MΩ Min.
 Operation Temperature:-40°C to +105°C

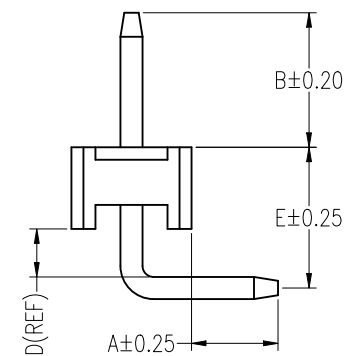

Contact Material:Brass
 Contact Plating:Au or Sn Over Ni
 Insulator Material:PA9T+33%G.F UL94V-0 BK



Ordering Information

1317-11 XX XX R XXX C A XX

No.of Pins	Contact Plating	Pin Length	Insulator	Packing	Series No.
01~50	G0=Gold Flash	L=A+B+D+2.9	C=PA9T	A=Tray	01-99
	G3=10u"Gold	Std:085=8.5			
	G4=15u"Gold	117=11.7			
	G5=30u"Gold				
	S0=Gold Flash/Tin				
	S3=10u"Gold/Tin				
	S4=15u"Gold/Tin				
	S5=30u"Gold/Tin				
	SN=Tin				
	SM=Matte Tin				



Item	Pin Length	A	E	B	Mating
Standard	8.5	1.80	2.93	2.80	2346
	11.7	1.80	2.93	6.00	2385
Alternate					

OPERATION	DRAW	DATE	SCALE	Fit	PART NO.
X.X ±0.40	William Chen	2018/01/17	UNIT	mm [inch]	1317-11XXXXRXXXCXXX
X.XX ±0.25	CHECK	DATE	SIZE	A4	TITLE:
X.XXX ±0.15	APPROVE	DATE	SHEET	1/1	1.27 Pin Header, SINGLE ROW, R/A, CONCAVE BENDING, H=1.7
Angle ± 3'			PROJ.		Customer NO.
DIM TOL					

WCON
 Http: www.wcon.com
 WCON-Dongguan Tel: +86 769 85358920
 WCON-Kunshan Tel: +86 512 57468408
 Fax: +86 769 85358915
 Fax: +86 512 57468468
 E-mail: sales@wcon.com
 E-mail: salesks@wcon.com