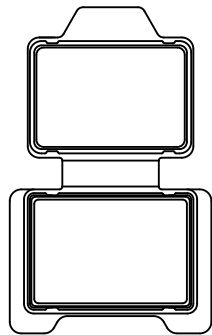
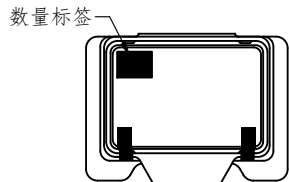


HSF



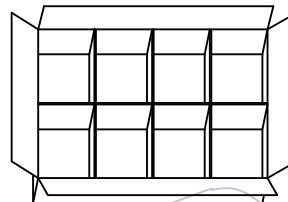
No. 1

将产品装入一个真空盒
真空盒:SB-01AC(14*10*2.4cm)



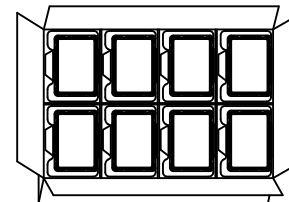
No. 2

用透明胶粘好真空盒,
并贴真空盒标签



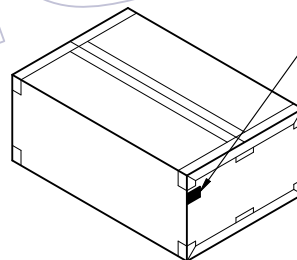

No. 3

在纸箱内套上PE-10防水袋,
把刀卡拼好放入纸箱,如上图
纸箱:CTN-05K(45.5*29.5*17.0cm)
刀卡:CTN-GB01(45.0*15.5*0.3cm)
CTN-GB02(29.0*15.5*0.3cm)



No. 4

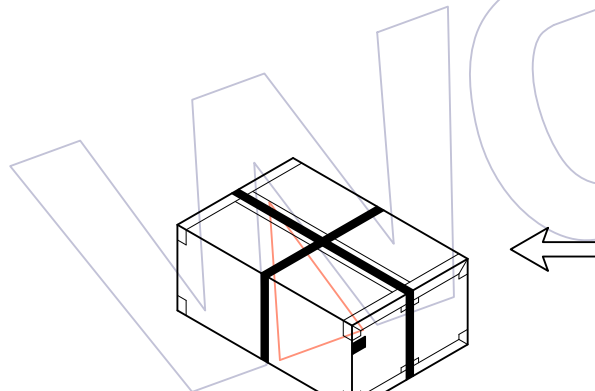
将真空盒装入纸箱(48盒/箱)
放入两包干燥剂,再将防水袋封口



No. 5

封箱,贴纸箱标签

贴外箱标签



No. 6

打十字型包装带

说明:

1. 产品如图所示型态放入真空盒
2. 注意各标签样式、位置及方向的一致性;
3. 标签如客户有特殊要求,则按客户要求黏贴;
4. 打外箱包装带时需注意,打为十字型,另出国内客户,未打包装带。
5. 如订单数量不足24盒,则使用CTN-21外箱出货
6. 未尽事宜依交货注意事项包装

1515-12XXXXR070CAXX		
PIN	PCS/Tray	PCS/箱
2P-7P	1000	48000
8P-10P	500	24000
11P-12P	400	19200
13P-15P	300	14400
16P-18P	250	12000
19P-27P	200	9600
28P-34P	150	7200
35P-43P	100	4800
44P-50P	50	2400

变更
记事

					工程图 ENGINEERING	绘图 DRAW	苏 珊	2023/03/14	SCALE	Fit	 WCON ELECTRONICS (GUANGDONG) CO.,LTD 料号 PART NO. 1515-12XXXXR070CAXX 品名 TITLE: 1.00mm Pin Header, 2*XXP, R/A H=1.5mm, L=7.0/1.8(1.35)/1.8, E=2.5 盒装规范
					X.X ±0.30	设计			UNIT	mm	
					X.XX ±0.20	审核			SIZE	A4	
A0	2023/03/14	NEW			X.XXX ±0.10	核准			SHEET	1/1	
版次 REV	日期 DATE	变更说明 MODIFICATION DESCRIPTION	变更 CHANGE	核准 APPROVE	Angle ± 2'	核准 APPROVE			PROJ.	⊕	